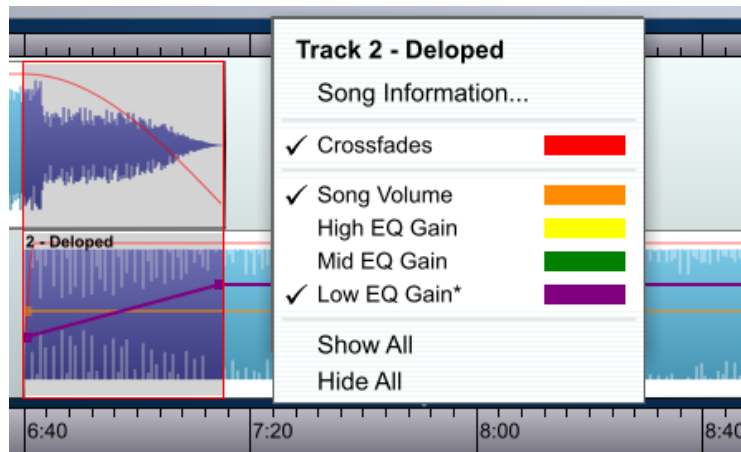


## Features and Improvements for Version 1.2

The development team at Scratch DJ Academy is constantly adding features to MIX!, which you receive for free as a registered user. Here's a look at some of the additions and improvements in MIX! version 1.2:

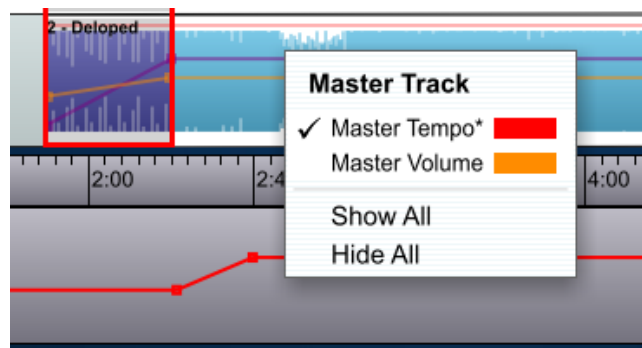
### 1. Automation of Volume and EQ:

MIX! 1.2 adds volume automation and an automated 3-band DJ mixer style equalizer to each song in your playlist. This allows you to manually adjust the EQ of each song as you mix – just like a professional DJ. There is also a new Master Track in which you can automate the volume for your completed mix.



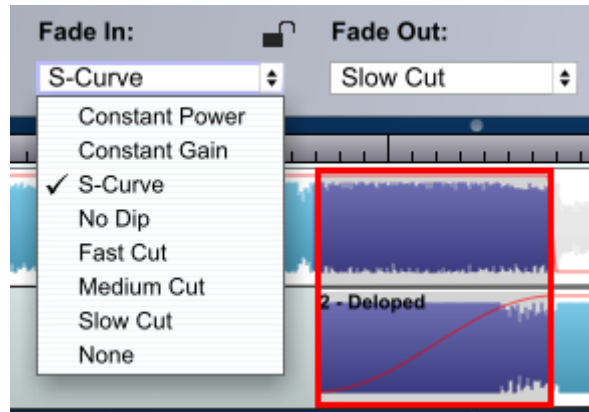
### 2. Tempo Automation:

The Master Track also allows you to edit the playlist's playback tempo. Simply right-click on the red automatic tempo path in the Master Track, select "Use Manual Tempo" from the popup menu, and edit it like any other automation parameter.



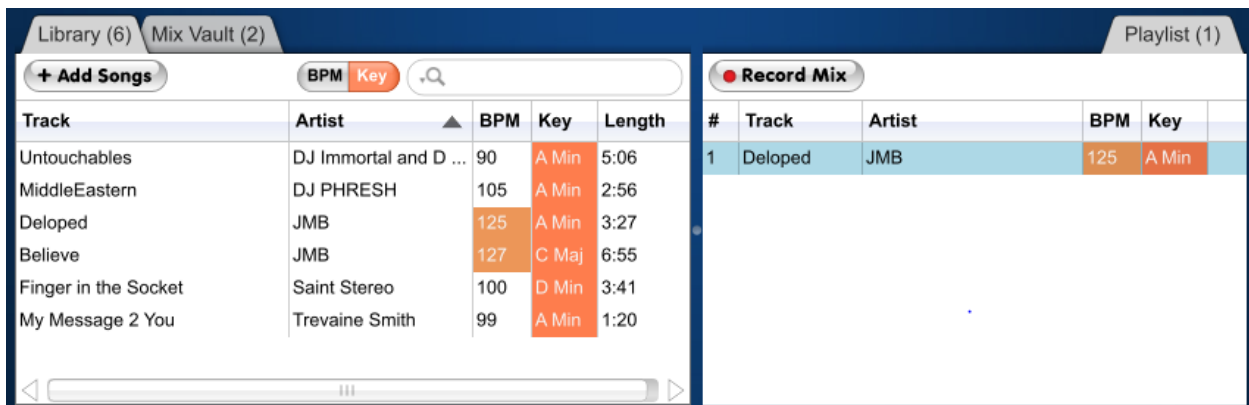
### 3. Separate Fade In and Fade Out with Crossfade Link:

The crossfade feature from MIX! 1.1 has been enhanced to allow different shapes for the Fade In and Fade Out of your mix. There is also a crossfade lock icon which can be clicked to link the shapes for version 1.1 style crossfade behavior.



### 4. BPM and Key Match Buttons:

There are now “match” buttons for BPM and Key at the top of the Library which will filter the list to show only those songs which are compatible with the highlighted BPM and/or key from the song selected in the playlist.



*Clicking the Key Match Button*

### 5. Song Information Mix Settings Editor Improvements:

A “ROUND” button has been added to the BPM area of the Song Information window’s Mix Settings page. This button will round the song’s tempo to the closest whole number value, which is useful for music programmed with a constant BPM.

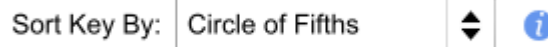


The Mix Settings page also now contains a “Show Beats” check box, which will display a red line at every analyzed beat. This allows greater precision when checking your song’s analysis accuracy.



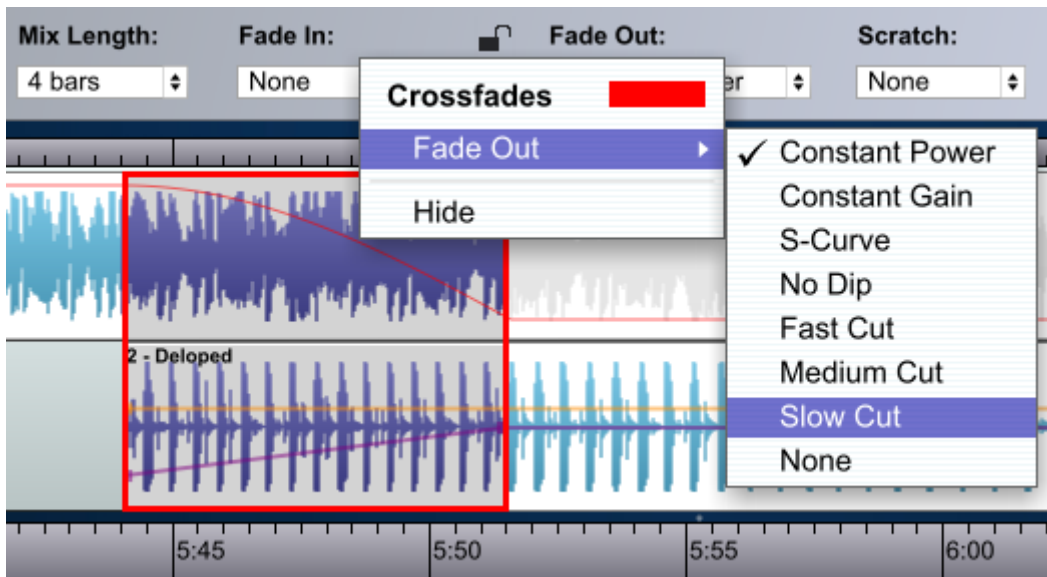
## 6. Circle of Fifths Key Sort Option:

Songs can now be sorted in the Library according to the “Circle of Fifths” number of sharps in their key signature – from C major (0 sharps) to D minor (11 sharps) – instead of alphabetically. This feature can be enabled in the Playlist Mix Hints section of the General Preferences window and is helpful for seeing which songs may mix well harmonically.



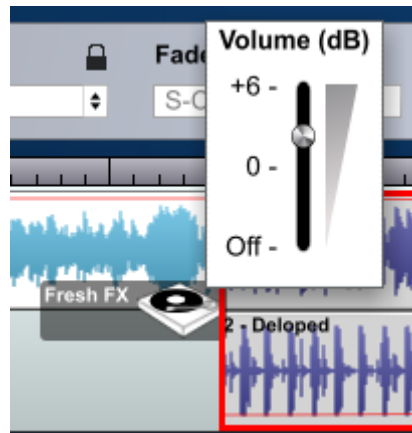
## 7. Crossfade Editing from the Graphical Waveform Clip:

You can now right-click on the red fade in or fade out path on the waveform clip in order to select a new shape for the fade. You can also hide the crossfade path display by right-clicking in the waveform itself and unchecking “Crossfades.”



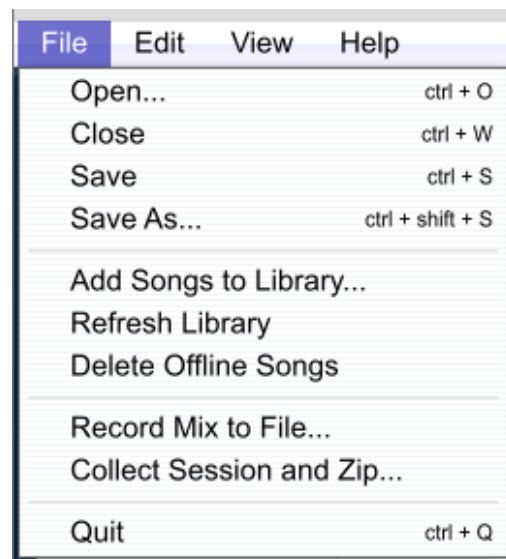
## 8. Scratch FX Volume Control:

Volumes for individual Scratch FX can now be set in the Scratch FX Options window or by right-clicking on the scratch icon in the arrangement view.



## 9. Collect Session and Zip:

The new “Collect Session and Zip...” option in the File menu allows you to create a single zip archive file from your MIX! session file and all song files contained in that mix. This is particularly useful for transferring mixes between computers.



## 10. Fewer Playback Interruptions:

MIX! no longer stops playback when opening the Preferences window, the Song Information window, or the Scratch FX Options window. Scratch FX can be auditioned on top of the playlist, while Song Information window playback will stop the currently playing playlist.

## 11. Other Improvements and Workflow Enhancements:

Please see the User’s Manual in MIX!’s Help menu or visit [www.sdamix.com](http://www.sdamix.com) for more information on these and numerous other ongoing improvements and additions.